



**Strategic Trading
International**

**AN EXCITING OPPORTUNITY
CLOSING SOON**



**Last Remaining Shares
Invest In Your Future Now**

Turn Market Uncertainty into Investor Opportunity

An exclusive chance to secure equity in a high-growth trading technology company — now at a ground-floor valuation.

Our flagship software is fully developed, tested, and ready for market rollout.

LAST CHANCE



TABLE OF CONTENTS

1. Executive Summary
2. Market Opportunity
3. The Product & Business Model
4. Distribution Strategy
5. Forecasts & Growth Path
6. Use of Funds
7. Key Risks & Mitigations
8. Intellectual Property
9. The Founder
10. Financial Summary & Share Offer
11. Application Form

A smarter way to invest in uncertain times



EXECUTIVE SUMMARY

Strategic Trading International Pty Ltd stands on the cusp of significant global success, with its world-class automated trading software now fully developed and live.

First Full Year Returns

Conservative account: **65% p/a***

Turbo account: **254% p/a***

Our proprietary system has successfully met its ambitious benchmark: generating **superior returns** in a range of market conditions — *including bear markets and crashes* — with **minimal risk exposure**. This positions us as a rare standout in the world of automated trading.

Why is this product? Why now?

With mounting instability across global financial markets and growing risks of major corrections, investors are actively seeking alternatives that are **resilient, data-driven, and detached from traditional volatility**. Our software delivers exactly that — robust, independent performance regardless of macroeconomic conditions.

A smarter way to invest in uncertain times



EXECUTIVE SUMMARY (cont)

Why this bridging round?

Years of intensive R&D have delivered a world-class solution, but the development phase extended beyond initial estimates, and all self-funding has now been allocated. This **\$50,000 bridging raise** will be used to:

- Launch strategic marketing campaigns,
- Onboard affiliate partners, and
- Accelerate customer acquisition.

This funding will buy time to finalise key distribution partnerships already underway.

Investment Overview

Capital Raise: AUD \$50,000

Equity on Offer: 10 shares (10% of company)

Share Price: \$5,000 per share (minimum purchase: 2 shares)

Exit Strategy: Targeting of 5-10x within 3 - 5 years

A smarter way to invest in uncertain times



**Strategic Trading
International**

**A SMARTER WAY TO INVEST
IN UNCERTAIN TIMES**

BRIDGING ROUND : AUD \$50,000

We are raising bridging capital to accelerate our entry into global markets by unlocking the full commercial potential of our proprietary trading software and intellectual property (IP).

This funding will be used to:

- **Expand a global affiliate partner network**
- **Form strategic partnerships for local and international distribution**
- **Generate early-stage revenue and positive cash flow**

***“The product is ready. The market is waiting.
Join us and help scale a proven innovation to the world.”***



LAST CHANCE



**Strategic Trading
International**

**A SMARTER WAY TO INVEST
IN UNCERTAIN TIMES**

KEY DATES

Offer Open Date:

1st April 2026

Offer Close Date:

30th JUNE 2026

(or earlier if fully subscribed)

SHARES ON OFFER

Legal Entity:

Strategic Trading International Pty Ltd

Structure:

Private Company (Pty Ltd), Australia

Share Class:

Ordinary Shares (ORD)

Total Share Capital:

100 Ordinary Shares

Available in This Offer:

10 Shares (10% Equity)

Minimum Investment:

2 Shares (AUD \$10,000 minimum)

Eligibility:

This share offer is made under the 'small scale offering' exemption provided in Section 708 of the Corporations Act 2001 (Cth).

It is limited to a select number of personal or professional contacts and does not constitute a public offer. No disclosure document has been or will be issued.

Interested parties should seek their own independent legal or financial advice before making any investment decision.

LAST CHANCE



**Strategic Trading
International**

**A SMARTER WAY TO INVEST
IN UNCERTAIN TIMES**

EXISTING PRODUCT HIGHLIGHTS*

FULL 12 MONTH RESULTS

We can finally release our full year results for last year:

 **VERIFIED RESULTS**

+65%* CONSERVATIVE

+254%* AGGRESSIVE



Timeframe: 12 months

* Past results are no guarantee of future performance

A Resilient Investment Vehicle

Targeting 40%–70% PLUS annual returns*

operates independently of market crashes, volatility, and/or macroeconomic shocks.



EXISTING PRODUCT HIGHLIGHTS*

We have built and rigorously battle-tested a **portfolio of advanced, automated trading engines** — each designed to excel under different market conditions. When combined, these systems form a **synergistic powerhouse** that produces a strong, stable, and upward-sloping equity curve even in volatile or unpredictable environments.

At the core is our **proprietary intellectual property (IP)**: a proven, repeatable framework for creating institutional-grade strategies.

This disciplined, innovation-driven process is what gives us a **scalable edge** — and ensures that performance keeps improving over time, rather than degrading as markets evolve

PORTFOLIO OF STRATEGIES

Starting Balance: \$10,000
Closing Balance: \$90,288
Time Frame: 01/22 to 06/25
100% automatic



A Resilient Investment Vehicle


Targeting 40%–70% PLUS annual returns*

operates independently of market crashes, volatility, and/or macroeconomic shocks.



EXISTING PRODUCT

- Verified performance*
- Rising capital protection
- Professional-grade automation
- 30% p/a Guarantee*



Our flagship solution, [Guardian FX Engine Pro](https://www.GuardianFXEnginePro), is a premium fully-managed trading software portfolio designed to provide investors with a streamlined, hands-off experience combined with sophisticated risk management.

Developed, refined and extensively tested over more than five years, the system combines multiple adaptive trading strategies and advanced portfolio controls to pursue strong, consistent returns while actively managing market exposure and downside risk. The result is a highly scalable technology-driven investment solution designed to complement and diversify traditional investment portfolios

www.GuardianFXEnginePro



EXISTING PRODUCT (cont.)



What Sets Guardian FX Engine Apart

“Diversity is our edge — not a single strategy, but a unified engine of many working together”

Guardian FX Engine Pro isn't a single trading bot — it's a coordinated network of intelligent strategies.

Each system trades independently across different currency pairs and timeframes, using unique logic and risk controls. Together, they create a balanced, resilient engine designed to deliver consistent results in all market conditions



EXISTING PRODUCT (cont.)



DESIGNED AS A TRUE INVESTMENT VEHICLE

Guardian FX Engine Pro has been developed to complement — not replace — traditional investments. In a diversified portfolio, it acts as an intelligent, non-correlated asset designed to perform independently of shares, property, or bonds.

This makes it a valuable addition for investors seeking to balance risk, enhance overall returns, and introduce true diversification through systemised, data-driven trading.



INVESTOR BENEFITS

- **Equity ownership** in a growth-stage company where the core development is already complete — the heavy lifting has been done.
- **Share in future profits** and potential capital gains from a targeted strategic exit within 3–5 years.
e.g., a \$10K investment could return \$20K–\$50K+ on exit (2–5x target)
- **Immediate use of software products and services** for you and your close family —
this benefit alone may offset your entire initial investment.
- **Potential to generate passive income** by using the trading software as a shareholder-beneficiary.
- **Potential annual dividends** from company profits as the business scales.



Strategic Goals & Proprietary Assets

- Grow shareholder equity by **2x to 5x** within the next **3–5 years**
- Position the business for a **strategic acquisition, buyout, or IPO**
- **License our proprietary IP** to third parties, generating recurring revenue and passive shareholder income

Our **intellectual property (IP)** has been developed and refined over the past four years and forms the foundation for continued expansion. It includes:

- Over **200,000 lines of proprietary code**, powering 16+ fully developed trading strategies
- **Internal frameworks** for developing new strategies and enhancing existing ones
- End-to-end **systems for delivering automated trading signals** to global clients
- Increasing **brand recognition** across targeted financial markets



A Clear Pathway To Success

There is a defined pathway to achieving our target of a successful exit within **3 to 5 years**.

With a solid and proven track record now established, we are ready to scale the business and fully commercialise the software. The next growth phases include:

1. Launching and scaling the **software product via direct sales**
2. Expanding through **affiliate-driven marketing channels**
3. Licensing our **signal-based product via strategic alliances**
4. Building **managed funds** in partnership with institutional partners

Managed Funds Forecast

Within 3 years, we anticipate generating substantial income from fund management fees, in addition to revenue from our retail and signal-based businesses. This creates a strong position for a potential **strategic acquisition or trade sale**, should we pursue it.

Continued growth of retail product line supports expanding managed fund operations

Target exit: 5–10x return on capital within 3–5 years

Start Fund 1
\$500K

Start Fund 2
\$2M

Start Fund
3,4,5 etc
\$10M

Year

1

2

3

EXIT
5-10X

Continue increasing retail side of business





SALES AND GROWTH FORECASTS

Over the past five years, we've focused heavily on **R&D and live testing**, working with a select group of early retail users to help fund development and fine-tune our platform.

This phase was intentionally not profit-driven — our goal was to **validate product performance in real-world conditions**.

- Many lessons have been learned, and today we are **100% confident** in our platform's ability to scale.
- With a market-ready product and proven results, we are now entering **full expansion mode**.



We also recognise the **timing is critical**: current global economic conditions are prompting investors and traders to seek smarter, resilient alternatives.

We have the right product at the right time.

👉 *Forecasting strong subscription growth and increasing recurring revenue*



2026/27 FORECAST*



Cash Flow Projections 2026/27

	July	August	September	October	November	December	January	February	March	April	May	June	TOTALS
INCOME													
Subscription Sales (QTY)	4	4	4	6	6	6	4	8	8	8	8	8	74
Full Price (\$2497)	\$9,988.00	\$9,988.00	\$9,988.00	\$14,982.00	\$14,982.00	\$14,982.00	\$9,988.00	\$19,976.00	\$19,976.00	\$19,976.00	\$19,976.00	\$19,976.00	\$184,778.00
Subscription Discount Sales (QTY)	4	4	4	4	4	4	4	4	4	4	4	4	48
Average Discounted Price (\$997)	\$3,988.00	\$3,988.00	\$3,988.00	\$3,988.00	\$3,988.00	\$3,988.00	\$3,988.00	\$3,988.00	\$3,988.00	\$3,988.00	\$3,988.00	\$3,988.00	\$47,856.00
Affiliate fees at 20% of sales	-\$2,795.20	-\$2,795.20	-\$2,795.20	-\$3,794.00	-\$3,794.00	-\$3,794.00	-\$2,795.20	-\$4,792.80	-\$4,792.80	-\$4,792.80	-\$4,792.80	-\$4,792.80	-\$46,526.80
Subtotal	\$11,180.80	\$11,180.80	\$11,180.80	\$15,176.00	\$15,176.00	\$15,176.00	\$11,180.80	\$19,171.20	\$19,171.20	\$19,171.20	\$19,171.20	\$19,171.20	\$186,107.20
EXPENSES													
Wages @ \$1500 p/v	\$6,000.00	\$6,000.00	\$6,000.00	\$6,000.00	\$6,000.00	\$6,000.00							\$36,000.00
Wages @ \$2000 p/v							\$8,000.00	\$8,000.00	\$8,000.00	\$8,000.00	\$8,000.00	\$8,000.00	\$48,000.00
Internet costs	\$200.00	\$200.00	\$200.00	\$200.00	\$200.00	\$200.00	\$200.00	\$200.00	\$200.00	\$200.00	\$200.00	\$200.00	\$2,400.00
Server costs	\$200.00	\$200.00	\$200.00	\$200.00	\$200.00	\$200.00	\$200.00	\$200.00	\$200.00	\$200.00	\$200.00	\$200.00	\$2,400.00
Hardware Purchases	\$2,000.00												\$4,000.00
Software Purchases	\$1,000.00									\$1,000.00			\$2,000.00
Legal Fees	\$5,000.00										\$5,000.00	\$1,500.00	\$6,500.00
Accounting/bookkeeping	\$200.00	\$200.00	\$200.00	\$200.00	\$200.00	\$200.00	\$200.00	\$200.00	\$200.00	\$200.00	\$200.00	\$1,500.00	\$3,300.00
Marketing costs	\$1,000.00	\$1,000.00	\$1,000.00	\$2,000.00	\$2,000.00	\$2,000.00	\$2,000.00	\$2,000.00	\$2,000.00	\$3,000.00	\$5,000.00	\$5,000.00	\$28,000.00
Subtotal	\$15,600.00	\$7,600.00	\$7,600.00	\$8,600.00	\$8,600.00	\$8,600.00	\$10,600.00	\$10,600.00	\$10,600.00	\$14,600.00	\$18,600.00	\$16,400.00	\$114,800.00
PROFIT/LOSS	-\$4,419.20	\$3,580.80	\$3,580.80	\$6,576.00	\$6,576.00	\$6,576.00	\$580.80	\$8,571.20	\$8,571.20	\$4,571.20	\$571.20	\$2,771.20	\$71,307.20

COMMENTS

- We anticipate reaching **cash flow positive** by the end of FY 2026/27.
- Primary growth focus will be through **Strategic Alliances** for distribution.
- **Founder salary (Keith)** will begin at a modest level and scale gradually based on performance milestones.
- **\$10,000 of raised capital** will be allocated toward purchasing and migrating core IP, hardware, and software assets.
- Upgrades in computing infrastructure will support faster development and improved output accuracy.
- Additional development tools and software will streamline delivery and reduce production time.
- Heavy investment will be made in **digital marketing and affiliate campaigns**
- Word-of-mouth will be reinforced through targeted outreach and early adopter support.
- A campaign will be launched to onboard **associate partners and business collaborators** in Australia and abroad.
- **Cloud infrastructure** will scale in both quality and capacity to support growing client demand.
- Legal, accounting, and administrative overheads are factored into forecasts.
- Revenue forecasts are based on **low introductory pricing** and **early-stage volume** — with expectations for steady increases as traction builds.

*Due to the many variables that may arise over this period, all figures provided are indicative estimates only.



4-Year Revenue Trajectory & Profit Potential

- The business is projected to become **cash flow positive by the end of Year 1**, with potential net profits exceeding **\$1M by Year 4**.
- From Year 4 onward, **managed fund revenue** is expected to become the primary growth driver.
- **Direct subscription revenue** will increase steadily, supported by **higher ticket pricing** as the platform matures and proves itself.
- **Profit-share arrangements** with institutional clients and larger corporations are expected to expand.
- **White-label solutions and commission-based sales** will boost marketing presence and reduce CAC (customer acquisition cost).
- **Team expansion and outsourcing** will scale in line with growth to maintain delivery standards and global support

Broad estimates only

		Cash Flow Projections 2026 to 2030			
		2026/27	2027/28	2028/29	2029/30
INCOME	% increase		50%	50%	50%
	Sales	\$186,107.20	\$279,160.80	\$418,741.20	\$628,111.80
	Recurring annual subscription fees (50%)		\$93,053.60	\$139,580.40	\$209,370.60
	Pooled Investment Fund income (est)			\$50,000.00	\$100,000.00
	Subtotal	\$186,107.20	\$372,214.40	\$608,321.60	\$937,482.40
EXPENSES	Wages (Keith)	\$84,000.00	\$120,000.00	\$200,000.00	\$300,000.00
	Misc employment/contract	\$20,000.00	\$50,000.00	\$75,000.00	\$200,000.00
	Internet costs	\$2,400.00	\$4,800.00	\$9,600.00	\$20,000.00
	Server costs	\$5,000.00	\$7,500.00	\$10,000.00	\$20,000.00
	Hardware Purchases	\$6,000.00	\$10,000.00	\$20,000.00	\$40,000.00
	Purchases of existing assets	\$10,000.00			
	Software Purchases	\$3,000.00	\$3,000.00	\$3,000.00	\$10,000.00
	Legal Fees	\$4,500.00	\$10,000.00	\$20,000.00	\$30,000.00
	Accounting/bookkeeping	\$3,300.00	\$5,000.00	\$5,000.00	\$10,000.00
	Marketing costs	\$25,000.00	\$50,000.00	\$75,000.00	\$100,000.00
	Subtotal	\$163,200.00	\$260,300.00	\$417,600.00	\$730,000.00
	PROFIT/LOSS		\$22,907.20	\$111,914.40	\$190,721.60

*** Due to the many variables that could take place over this time period, these figures have to be regarded as indicative estimates only.*

THE DEVELOPER

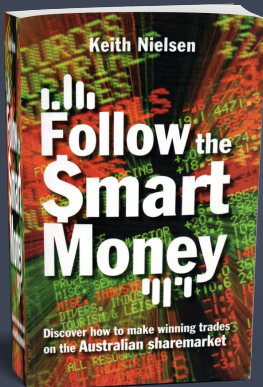


Keith's passion has always been understanding and mastering the financial markets. With a background in both engineering and finance, he brings a rare blend of analytical precision and market insight.

In 1999, Keith founded **The Inside Trader**, which quickly became one of Australia's most successful online stock market advisory services, growing to over **40,000 subscribers**.

Since exiting that venture, Keith has focused entirely on the **forex markets**, combining years of experience to create his most advanced work yet — the development of **automated systems**, which now power the Guardian FX Engine and My Guardian Software platforms.

KEITH NIELSEN Ass.Dip. Elec.Eng. Grad Dip Financial Markets FINSIA



Author of the bestselling book *Follow the Smart Money*

Featured in / contributor to:





KNOWLEDGE AND EXPERTISE IS KEY

Building a profitable, automated trading system that performs year after year is no easy feat. It requires deep market knowledge, technical expertise, and years of trial, error, and refinement. Keith Nielsen has done exactly that.

Once built, the next challenge is marketing and delivering this system globally — at scale — with high efficiency and minimal client support needs. That, too, is now in place.

Why Keith Nielsen is Uniquely Qualified

Keith brings a proven track record and unique skill set to lead this next phase. He has:

- Over **15 years' experience in automated trading systems**
- **Decades of real-world trading** across global markets
- Founded and led multiple businesses, including **The Inside Trader**, a stock market research firm with over **40,000 subscribers**
- A deep **passion for markets**, technology, and problem solving
- A strategic mindset: able to **see the big picture**, adapt to change, and execute under pressure

AI Is Driving the Future

AI is no longer an emerging idea — it's a core driver of innovation. In our business, AI is accelerating the development of trading strategies and helping streamline daily operations.

We're actively integrating AI into our software and support infrastructure to stay ahead of the curve — and give clients a smarter, faster experience.



KEY RISKS

KEY PERSON RISK

As with many early-stage ventures, there is a degree of reliance on the founder — in this case, Keith Nielsen. While this is a natural stage of growth, measures are already being implemented to **mitigate this dependency**. Our goal is to make the operation **fully systemised and transferable**, so that it can be scaled or even sold independently of any one individual. This includes documenting all core processes, workflows, and IP so that Keith's day-to-day involvement becomes non-essential over time. This risk is likely insurable and will be reviewed as the company scales.


Operational Continuity for Shareholders

A secure cloud-based '**vault**' will store all vital documentation, operating procedures, and software access credentials. This ensures any trained team member or designated representative can step in to maintain operations if required. Shareholders may nominate a continuity representative to be trained in the operational and technical aspects of the business as a further safeguard.

COMPETITION

We do not view competition as a critical risk.

The global trading technology space is vast, fragmented, and constantly evolving — which provides ample opportunity to carve out and dominate a defined niche. Our strategy is focused, differentiated, and scalable.





WORST CASE SCENARIO FOR SHAREHOLDER

This is one of the most important questions for any potential investor.

The short answer: In the unlikely event of failure, your shares may become worthless — which you could write off as a **capital loss** for tax purposes.

BUT HERE'S THE SAFETY NET:

- As a shareholder, you will **retain lifetime access to all existing intellectual property (IP)**, including the full suite of trading software
- You may continue using the software for **your own investment activities**, potentially recouping your original investment through personal trading profits.
- This acts as a **built-in safeguard** — tangible value that persists regardless of the company outcome.

Even in a worst-case scenario, you retain practical, lasting value

YOU STILL HOLD VALUE

No matter what happens, all shareholders retain access to key documentation, software, and tools — now and into the future. That access alone represents **real, practical value**.





MISCELLANEOUS

OFFICE OPERATIONS

All essential company documentation will be securely stored in cloud-based systems. Designated personnel will have full access to ensure **business continuity at all times**.

BANKING AND BOOKKEEPING

A professional bookkeeper will be engaged on a monthly basis.

Quarterly financial statements will be issued to shareholders, in alignment with BAS lodgement requirements.

COMMUNICATION WITH SHAREHOLDERS

Shareholders will receive:

- Quarterly financial statements
- A business activity report summarising key achievements and goals
- Invitations to **quarterly Zoom meetings** for shareholder updates and Q&A

LEGAL CONTRACTS

A local law firm will be engaged to provide **ongoing legal support** as required.

ACCOUNTING CONTACTS

A qualified accountant will be appointed to complete annual tax returns and year-end reporting.

All relevant financial summaries will be made available to shareholders.



SUMMARY

This is a rare opportunity to be part of the rapidly growing global industry of **automated trading**. In an era marked by economic and political uncertainty, the timing couldn't be better — a stable, high-return product like this is in high demand.

The market for our technology is **massive, global, and expanding**. Our current and future offerings are designed to be highly **scalable** and **easily deliverable**, allowing for efficient revenue growth across borders.

Behind the technology is decades of hands-on experience. Keith Nielsen understands what investors want and has already built a product that's consistently improving — and most importantly, **proven to perform**.

Investing in this company gives you:

- A tangible equity stake in a business with 3–5 year **exit potential**
- Access to **cutting-edge IP** for your personal investment use
- The benefits of a low-overhead, high-transparency operation

This opportunity comes with **low operational risk** and a **validated proof of concept**, built over four years and already delivering results. We're ready to scale — and we're inviting strategic investors who believe in the vision to join us on the journey.

We're not just building software. We're building a category-defining company.

We'd love to welcome investors who share our vision.



APPLICATION FOR SHARES

Please apply for shares by completing this form or by emailing the same information to **info@strategictradinginternational.com**

A total of **10 ordinary shares** are being offered at **\$5,000 per share**.

- **Minimum investment:** 2 shares (\$10,000)
- **Maximum allocation:** 10 shares (\$50,000)

Your Name: _____

Address: _____

Phone: _____

Email: _____

Legal Entity (if applicable): _____

Number of shares requested: _____

Total investment (@ \$5,000 per share): _____

THANK YOU

*We will draw up the legal documentation and shareholder agreements within
3 business days*